



vendite@tecno2.it
+39 011 8224969

EFI FUEL PUMP FITTMENT TECHNICAL DATA

Part No	Flow - Litres/hour	(Pressure)	Inlet	Outlet	Length	Diameter	Methanol/Alcohol compatible	Note
AF49-1012	158	(5 Bar)	Screen	5/16" 8mm barb	4-59/64" 125mm	1-1/2" 38mm	Yes	Replaces GSS342
AF49-1041	340	(3 Bar)	Screen	3/8" 9.6mm barb	5-1/8" 130mm	1-9/16" 40mm	Yes	Replaces A11142
AF49-1013	260	(5 Bar)	Screen	M12 x 1.5mm	4-7/8" 124mm	2-3/8" 60mm	Yes	Replaces Bosch 023
AF49-1040	325	(2 Bar)	Screen	factory hanger	2-1/2" 65mm	1-1/2" 38mm	Yes	Replaces factory pump
AF49-1014	260	(5 Bar)	M18 x 1.5	M12 x 1.5mm	5-45/64" 145mm	2-3/8" 60mm	Yes	Replaces Bosch 044
AF49-1015	170	(5 Bar)	M14 x 1.5	M12 x 1.5mm	6-7/8" 175mm	2-3/8" 60mm	Yes	Replaces Bosch 979
AF49-1015B	170	(5 Bar)	1/2" barb	M12 x 1.5mm	7-43/64" 195mm	2-3/8" 60mm	Yes	Replaces Bosch 984

AF49-1012

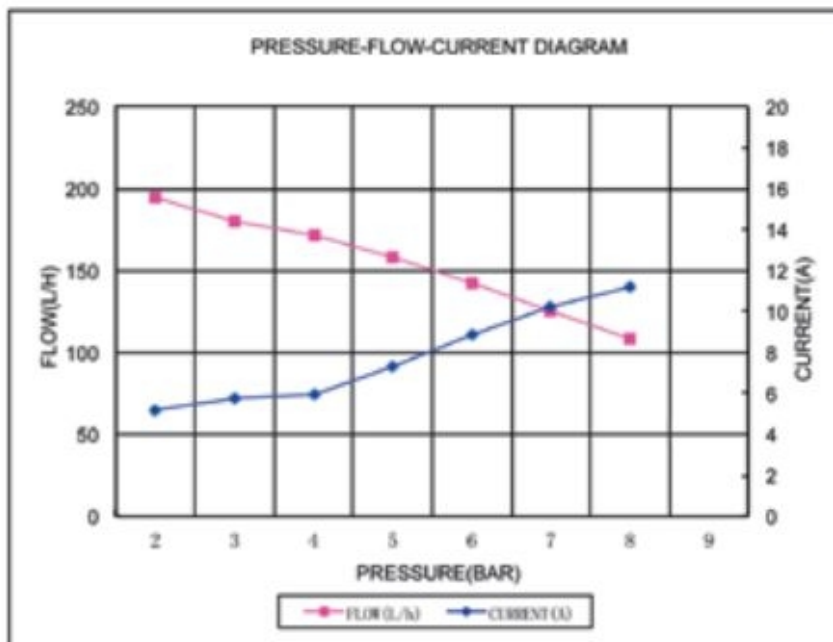
In-tank pump,
inlet screen & harness 500hp

Code NO.:AF49-1012

TESTING PARAMETER:
TESTING VOLTAGE:13.5V



PRESSURE BAR	2	3	4	5	6	7	8	9
FLOW(LPH)	195	180	171	158	143	125	108	0
CURRENT(A)	5.2	5.71	5.9	7.3	8.9	10.2	11.23	15.6






vendite@tecno2.it
+39 011 8224969

AF49-1013

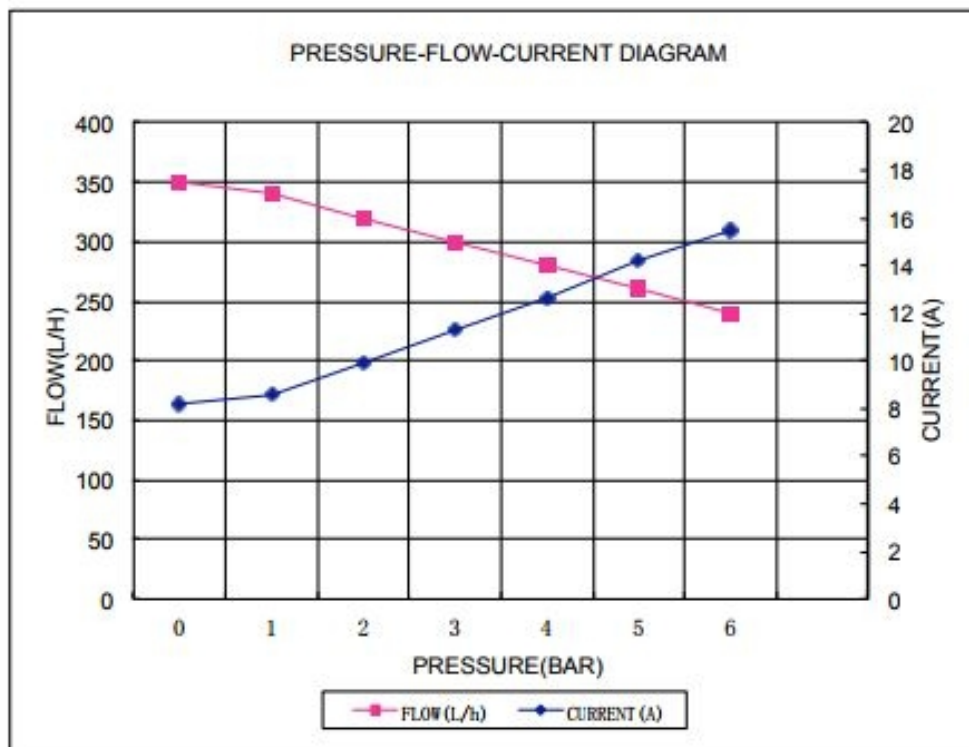
In-tank pump, screened, 675 HP

Code NO.:AF49-1013

TESTING PARAMETER:
TESTING VOLTAGE:13.5V



PRESSURE BAR	0	1	2	3	4	5	6
FLOW(LPH)	350	340	320	300	280	260	240
CURRENT(A)	8.2	8.6	9.9	11.3	12.7	14.2	15.5





vendite@tecno2.it
+39 011 8224969

AF49-1014

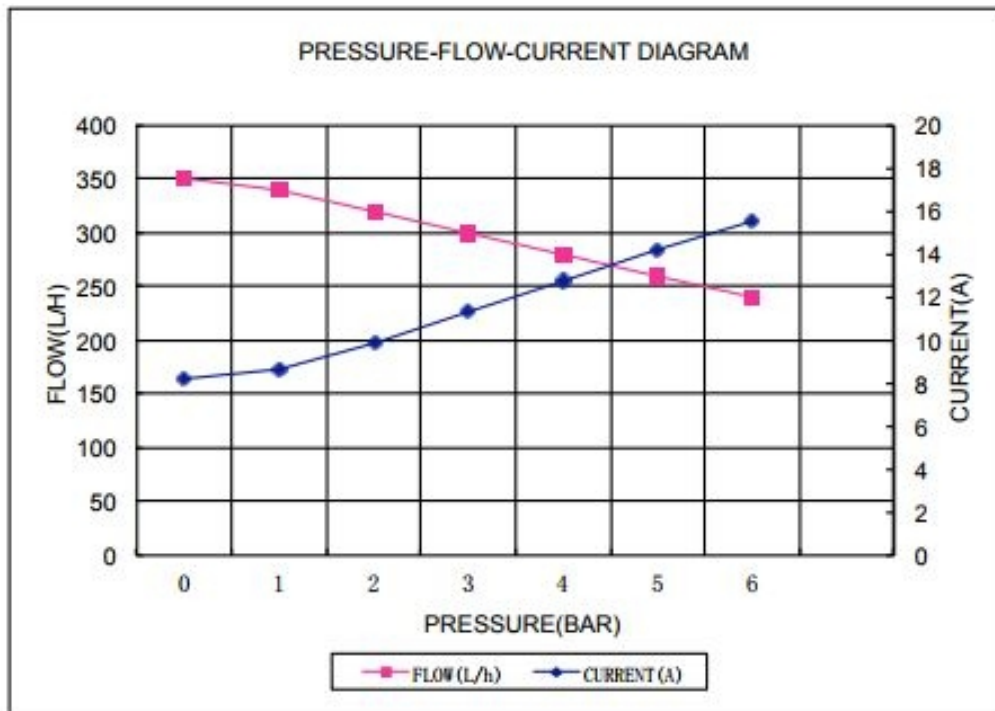
In-tank/external pump 675 HP

Code NO.:AF49-1014

TESTING PARAMETER:
TESTING VOLTAGE:13.5V



PRESSURE(BAR)	0	1	2	3	4	5	6
FLOW(L/H)	350	340	320	300	280	260	240
CURRENT(A)	8.2	8.6	9.9	11.3	12.7	14.2	15.5





vendite@tecno2.it
+39 011 8224969

AF49-1015

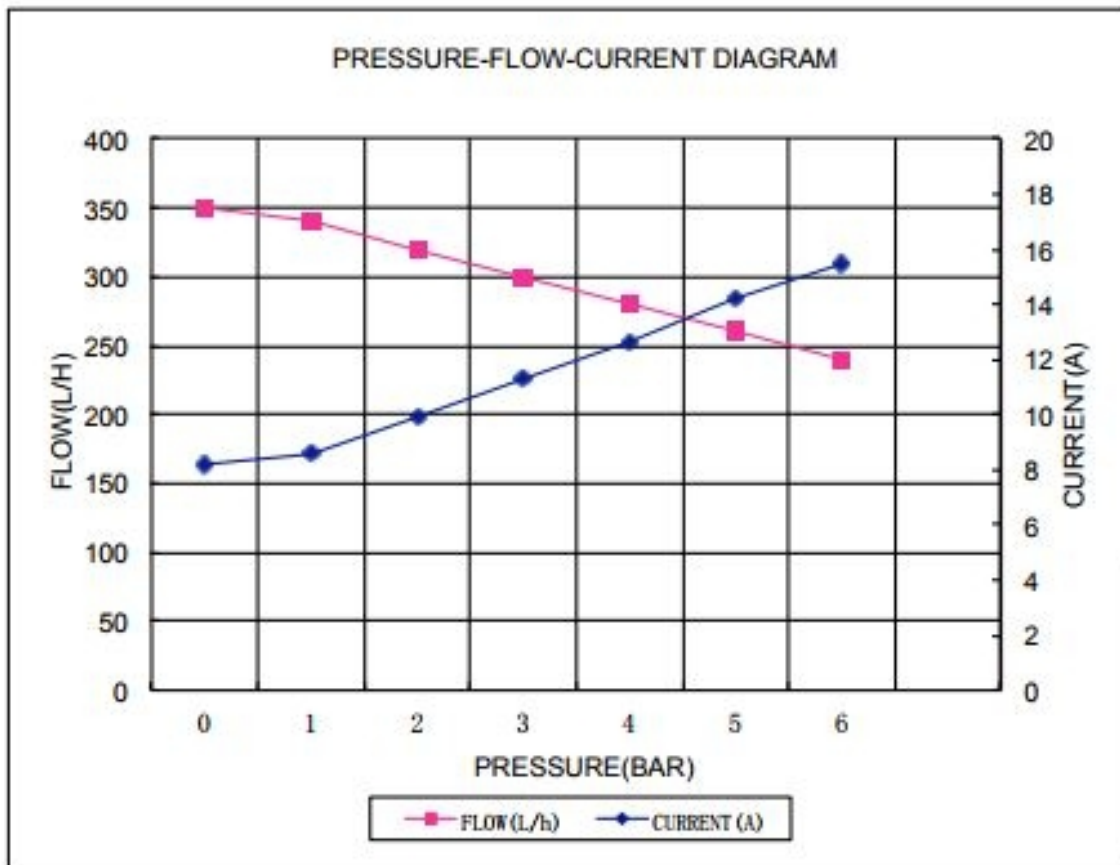
In-tank/external pump 675 HP

Code NO.:AF49-1015

TESTING PARAMETER:
TESTING VOLTAGE:13.5V



PRESSURE(MPA)	0	1	2	3	4	5	6
FLOW(LPH)	350	340	320	300	280	260	240
CURRENT(A)	8.2	8.6	9.9	11.3	12.7	14.2	15.5





vendite@tecno2.it
+39 011 8224969

AF49-1015B

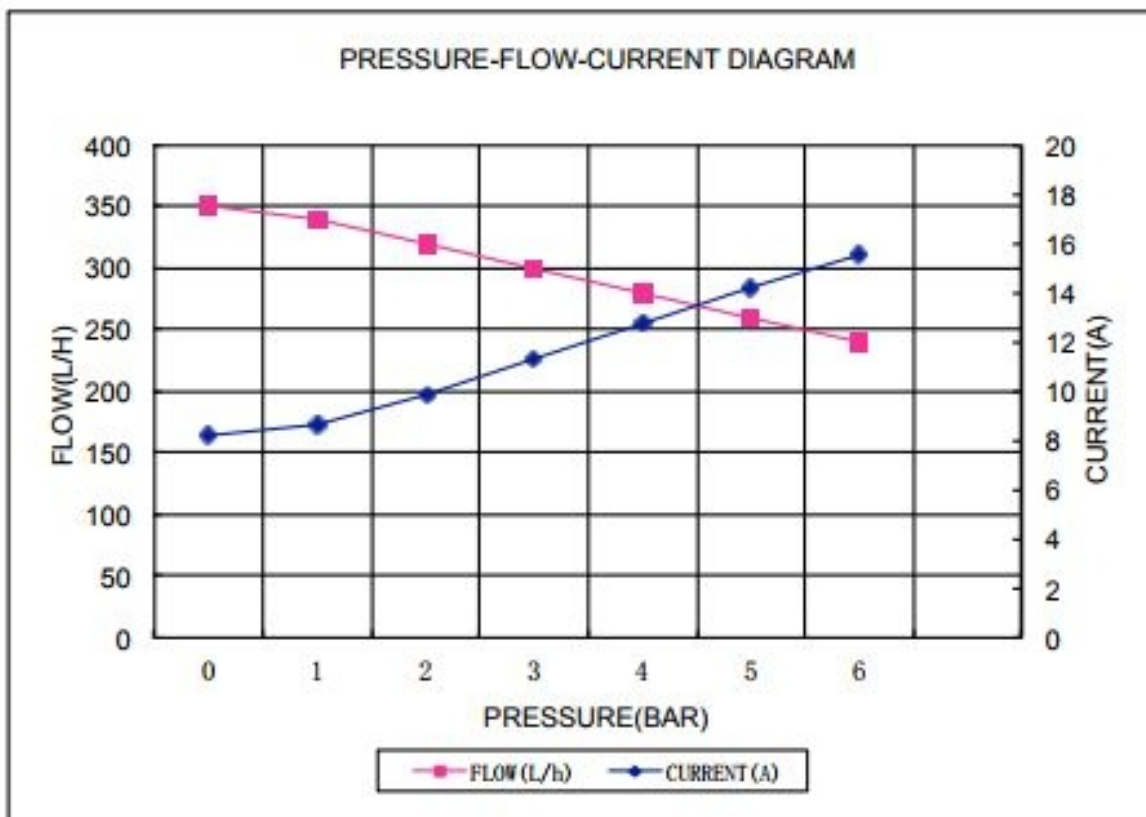
In-tank/external pump 675 HP

Code NO.:AF49-1015B

TESTING PARAMETER:
TESTING VOLTAGE:13.5V



PRESSURE(BAR)	0	1	2	3	4	5	6
FLOW(L/H)	350	340	320	300	280	260	240
CURRENT(A)	8.2	8.6	9.9	11.3	12.7	14.2	15.5





vendite@tecno2.it
+39 011 8224969



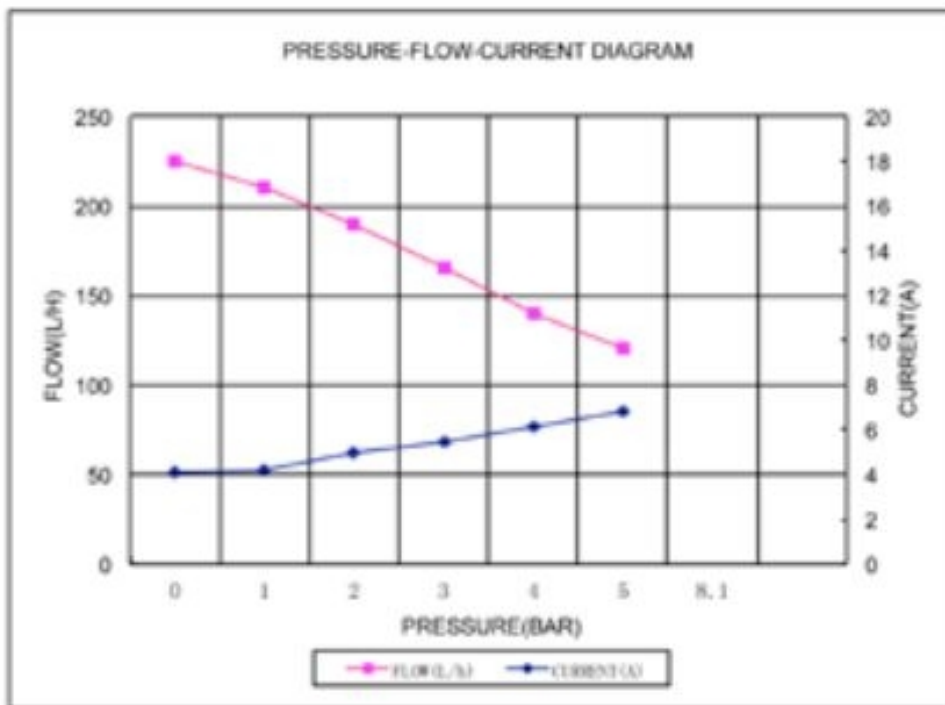
HIGH PRESSURE BIO-DIESEL PUMP

Great for use with diesel fuel systems. Features 5/16" male EFI style inlet and outlet fitting.

Part No

AF49-1032

Low pressure in-line diesel pump

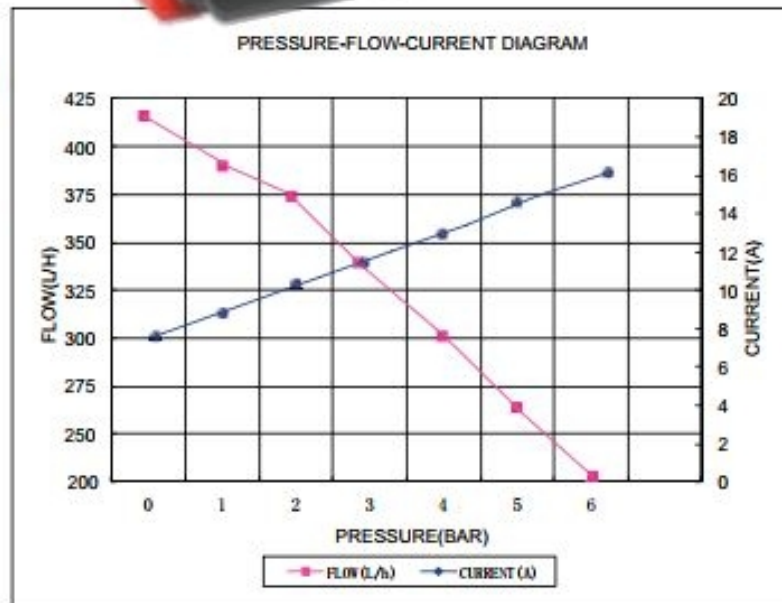




vendite@tecno2.it
+39 011 8224969

AF49-1040

*In-tank pump, (use factory screen) 800hp
Upgrades factory hanger pump.
Fits most 2004 to current vehicles Holden, Toyota, Nissan, Subaru, Mazda, Honda, Ford, Mitsubishi.*





vendite@tecno2.it
+39 011 8224969

AF49-1041

In-tank pump, inlet screen & harness 880hp

